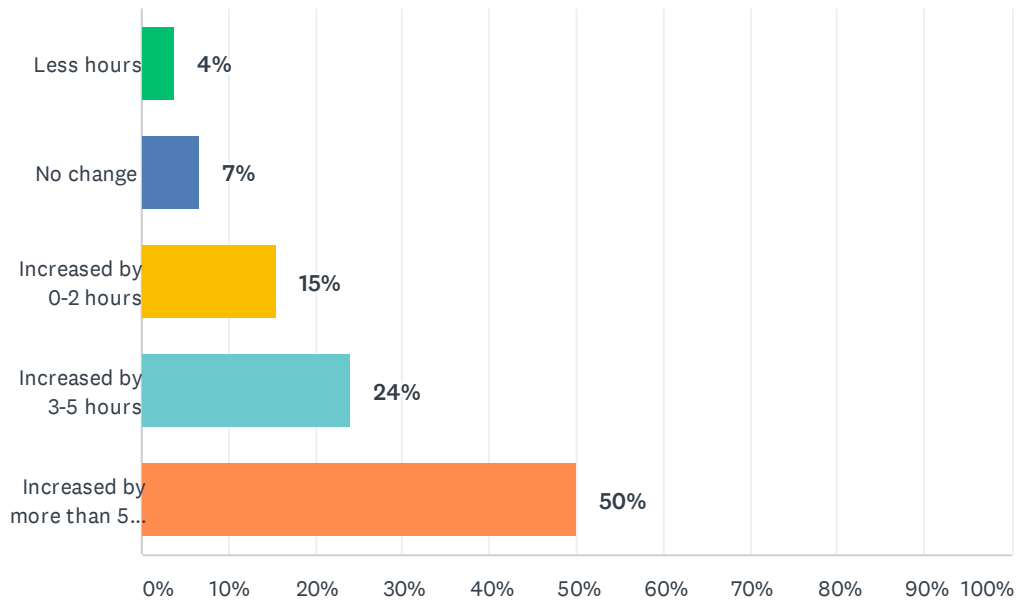


Q1 How many extra hours has working from home increased or decreased your weekly workload?

Answered: 104 Skipped: 0

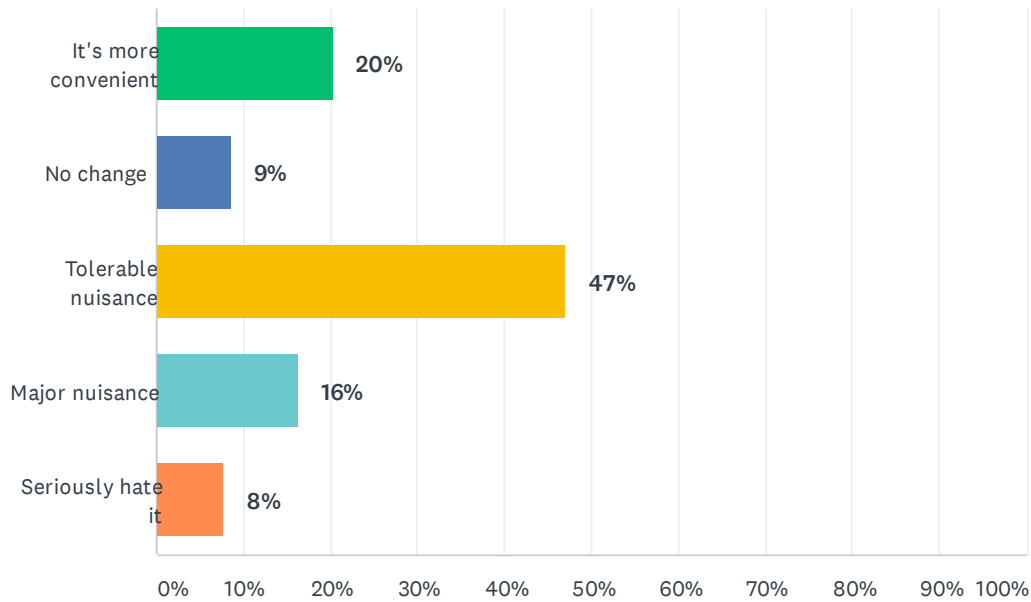


ANSWER CHOICES	RESPONSES	
Less hours (1)	4%	4
No change (2)	7%	7
Increased by 0-2 hours (3)	15%	16
Increased by 3-5 hours (4)	24%	25
Increased by more than 5 hours (5)	50%	52
TOTAL		104

BASIC STATISTICS				
Minimum	Maximum	Median	Mean	Standard Deviation
1.00	5.00	4.50	4.10	1.12

Q2 How would you describe the inconvenience to your household of working from home?

Answered: 104 Skipped: 0

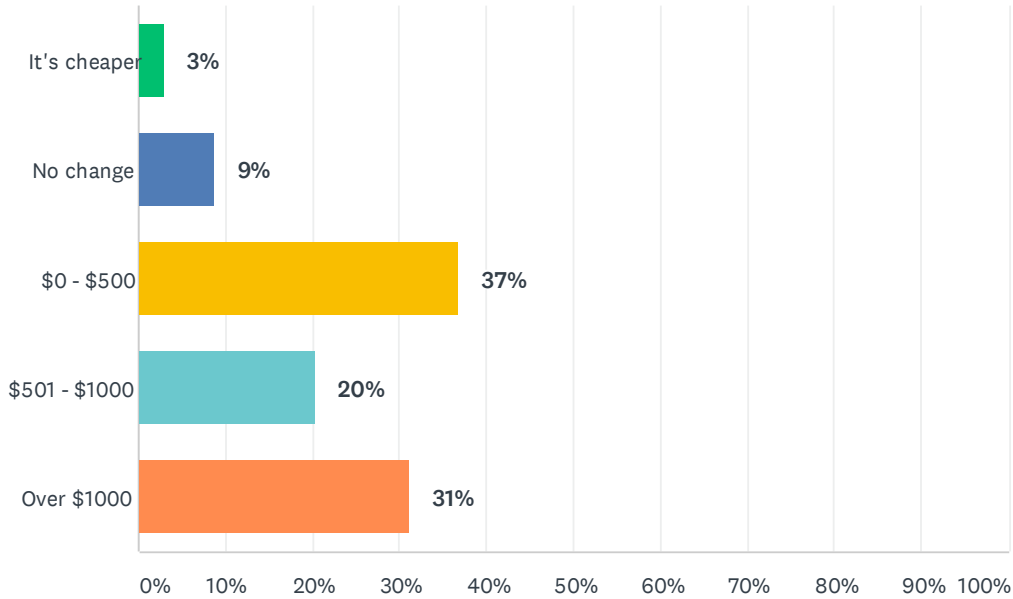


ANSWER CHOICES	RESPONSES	
It's more convenient (1)	20%	21
No change (2)	9%	9
Tolerable nuisance (3)	47%	49
Major nuisance (4)	16%	17
Seriously hate it (5)	8%	8
TOTAL		104

BASIC STATISTICS				
Minimum	Maximum	Median	Mean	Standard Deviation
1.00	5.00	3.00	2.83	1.16

Q3 What material costs have you incurred working from home between March 2020 and January 2021?

Answered: 103 Skipped: 1

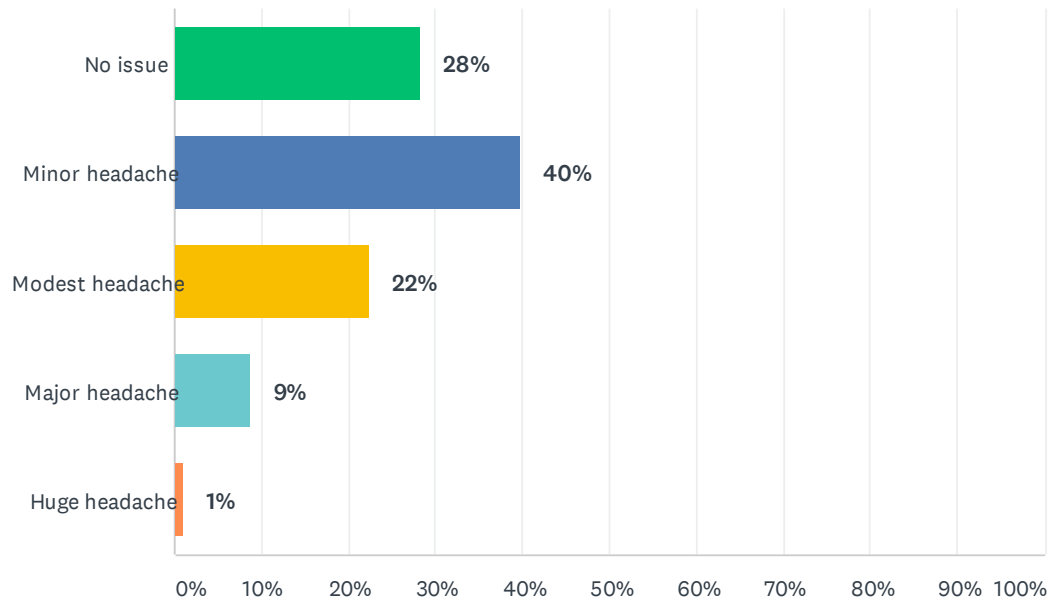


ANSWER CHOICES	RESPONSES	
It's cheaper (1)	3%	3
No change (2)	9%	9
\$0 - \$500 (3)	37%	38
\$501 - \$1000 (4)	20%	21
Over \$1000 (5)	31%	32
TOTAL		103

BASIC STATISTICS				
Minimum	Maximum	Median	Mean	Standard Deviation
1.00	5.00	4.00	3.68	1.09

Q4 How significant has the lack of office support (administrative assistant/secretary, dean, director etc.) been during this remote period?

Answered: 103 Skipped: 1

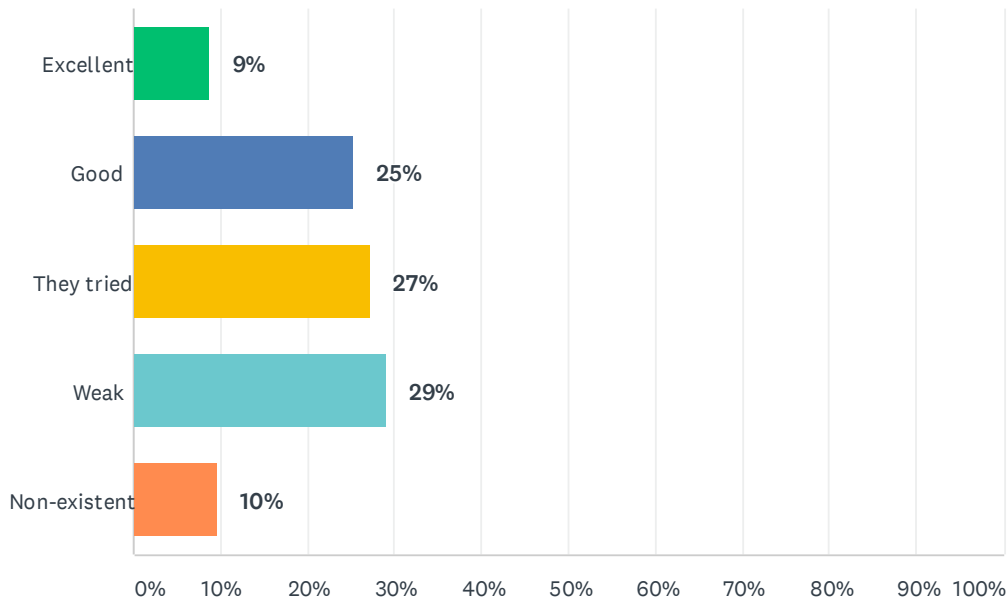


ANSWER CHOICES	RESPONSES
No issue (1)	28% 29
Minor headache (2)	40% 41
Modest headache (3)	22% 23
Major headache (4)	9% 9
Huge headache (5)	1% 1
TOTAL	103

BASIC STATISTICS				
Minimum	Maximum	Median	Mean	Standard Deviation
1.00	5.00	2.00	2.15	0.96

Q5 How supportive/sensitive would you describe Citrus College's response to your general needs while we work from home?

Answered: 103 Skipped: 1

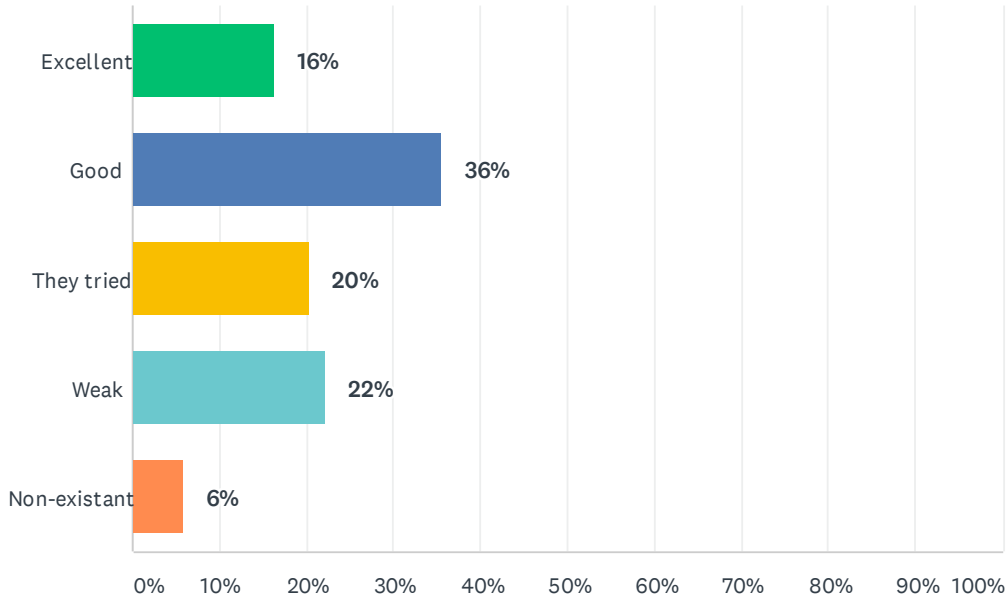


ANSWER CHOICES	RESPONSES	
Excellent (1)	9%	9
Good (2)	25%	26
They tried (3)	27%	28
Weak (4)	29%	30
Non-existent (5)	10%	10
TOTAL		103

BASIC STATISTICS				
Minimum	Maximum	Median	Mean	Standard Deviation
1.00	5.00	3.00	3.06	1.13

Q6 How would you rate the technological support you have received from the District for teaching your courses remotely or providing student services remotely?

Answered: 104 Skipped: 0

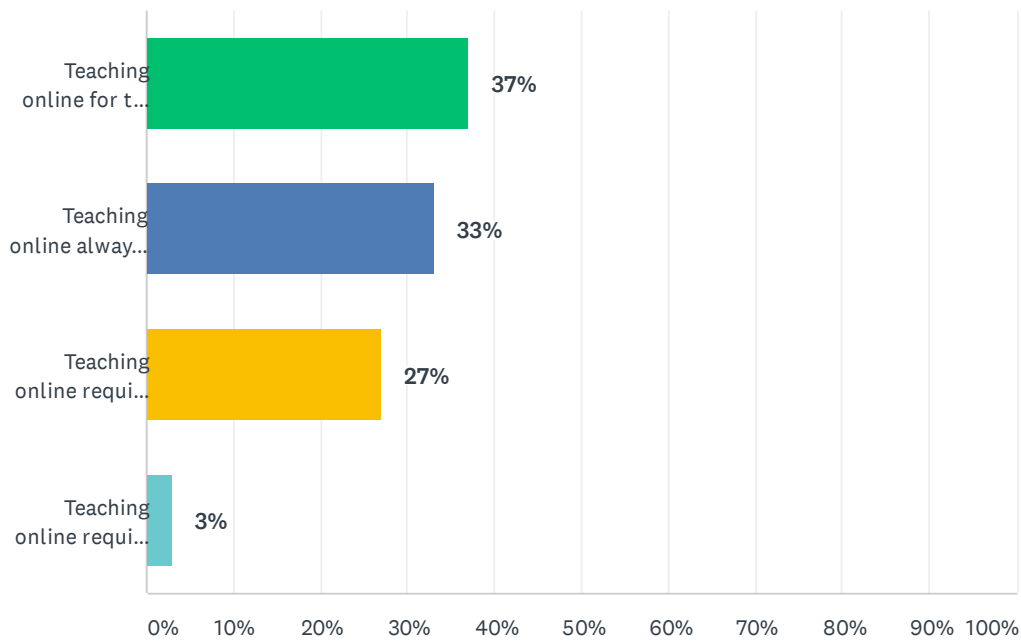


ANSWER CHOICES	RESPONSES	
Excellent (1)	16%	17
Good (2)	36%	37
They tried (3)	20%	21
Weak (4)	22%	23
Non-existent (5)	6%	6
TOTAL		104

BASIC STATISTICS				
Minimum	Maximum	Median	Mean	Standard Deviation
1.00	5.00	2.00	2.65	1.16

Q7 How does your workload teaching an online section compare to teaching the same course in an on-ground section?

Answered: 100 Skipped: 4

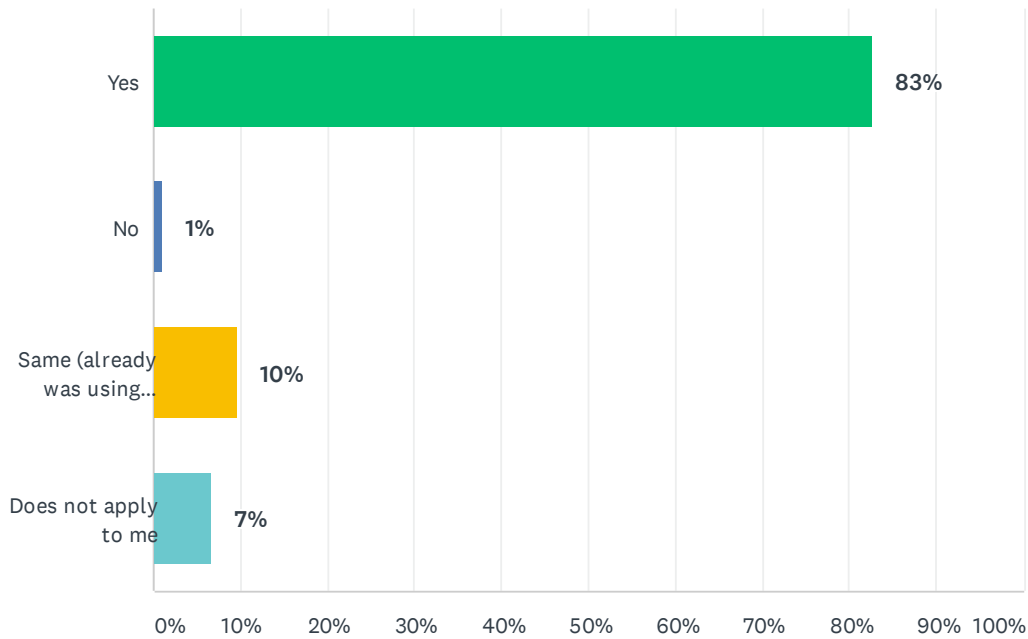


ANSWER CHOICES	RESPONSES	
Teaching online for the first time requires more time than teaching an on-ground section (1)	37%	37
Teaching online always requires more time than teaching an on-ground section (2)	33%	33
Teaching online requires more time than teaching an on-ground section (3)	27%	27
Teaching online requires less time than teaching an on-ground section (4)	3%	3
TOTAL		100

BASIC STATISTICS				
Minimum	Maximum	Median	Mean	Standard Deviation
1.00	4.00	2.00	1.96	0.87

Q8 Did transitioning your class online for the first time increase time spent on creating, updating, and maintaining your Canvas shell?

Answered: 104 Skipped: 0

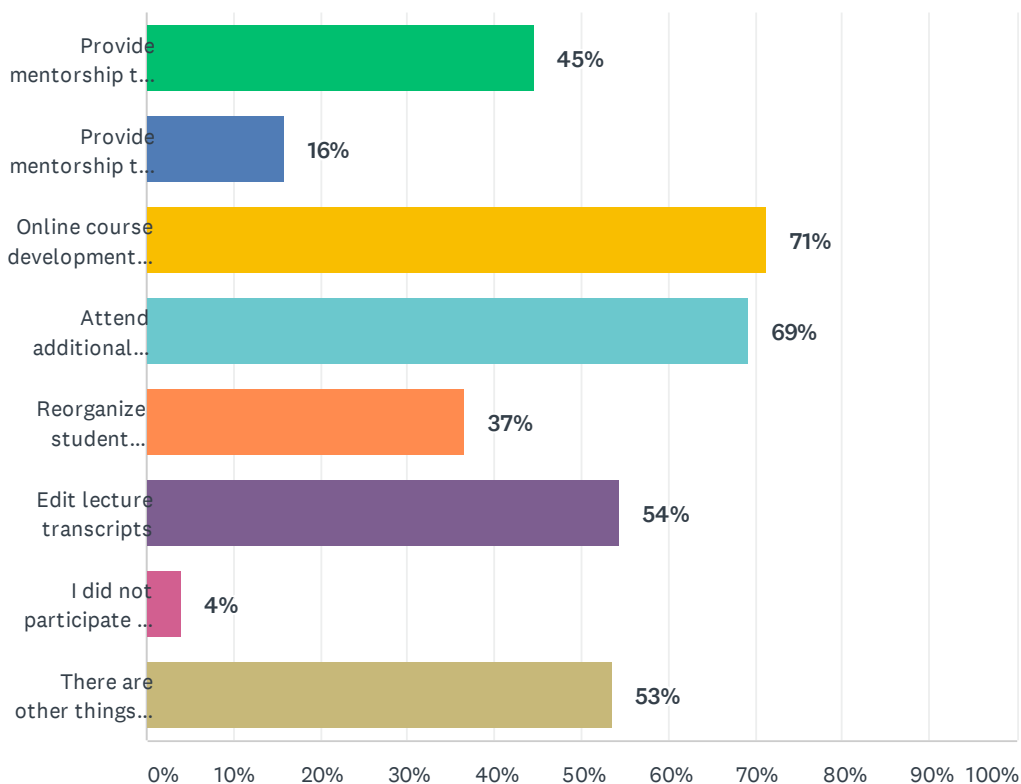


ANSWER CHOICES	RESPONSES	
Yes (1)	83%	86
No (2)	1%	1
Same (already was using Canvas) (3)	10%	10
Does not apply to me (4)	7%	7
TOTAL		104

BASIC STATISTICS				
Minimum	Maximum	Median	Mean	Standard Deviation
1.00	4.00	1.00	1.40	0.91

Q9 Which of the following statements reflects any conversion work to prepare and move on-ground instruction/service to students to the online modality. Check all that apply.

Answered: 101 Skipped: 3

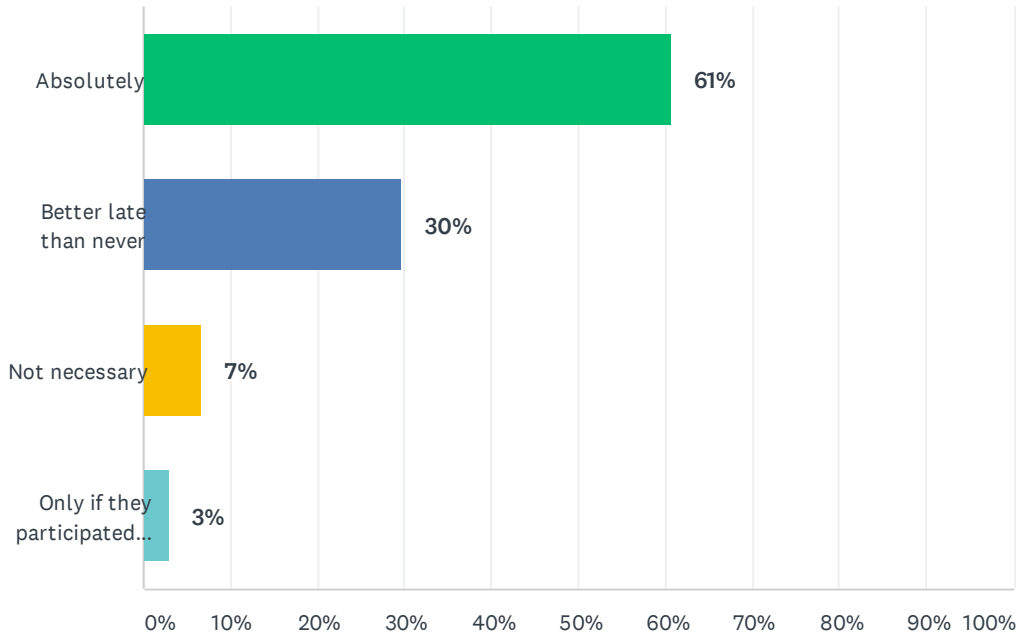


ANSWER CHOICES	RESPONSES	
Provide mentorship to other faculty on online teaching (1)	45%	45
Provide mentorship to other faculty on online student services (2)	16%	16
Online course development and/or student service development (3)	71%	72
Attend additional professional development to improve online teaching and service delivery because of the COVID-19 global pandemic (4)	69%	70
Reorganize student workshops or orientations to be delivered online (5)	37%	37
Edit lecture transcripts (6)	54%	55
I did not participate in any conversion work (7)	4%	4
There are other things not listed here (8)	53%	54
Total Respondents: 101		

BASIC STATISTICS				
Minimum	Maximum	Median	Mean	Standard Deviation
1.00	8.00	4.00	4.39	2.16

Q10 Based on the aforementioned campus closure and conversion work to prepare and move on-ground instruction/service to students to the online modality, should faculty be compensated based on the average amount of extra time required?

Answered: 104 Skipped: 0

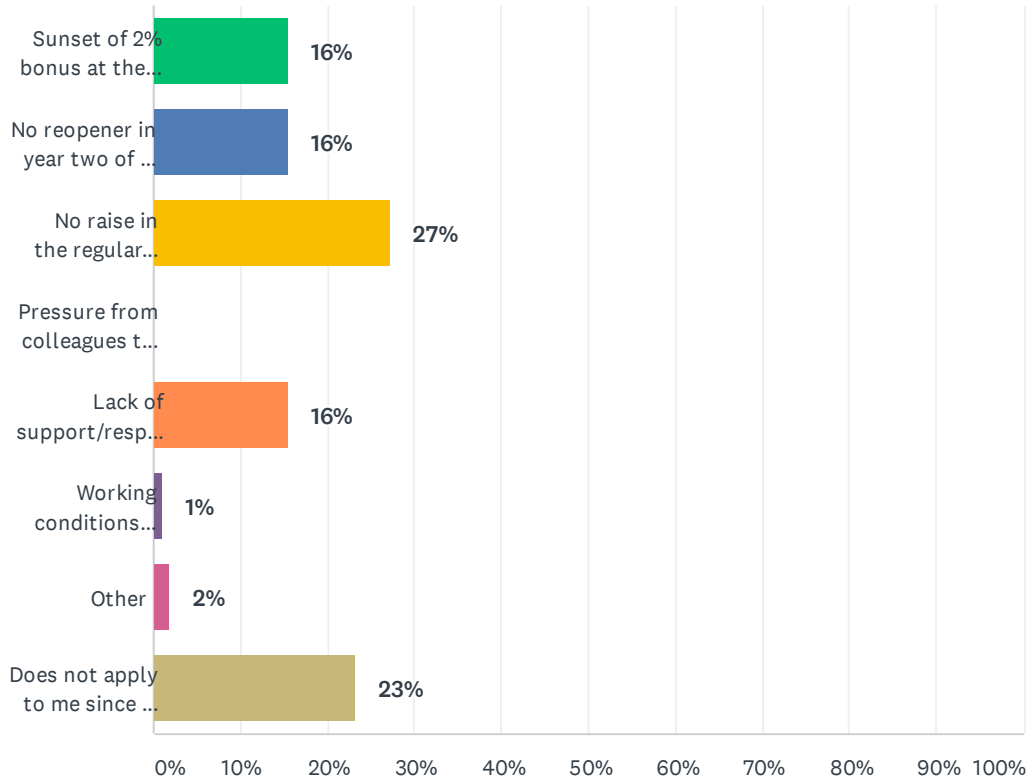


ANSWER CHOICES	RESPONSES	
Absolutely (1)	61%	63
Better late than never (2)	30%	31
Not necessary (3)	7%	7
Only if they participated in @One training (4)	3%	3
TOTAL		104

BASIC STATISTICS				
Minimum	Maximum	Median	Mean	Standard Deviation
1.00	4.00	1.00	1.52	0.75

Q11 What do you believe was YOUR biggest factor in the contract proposal being rejected?

Answered: 103 Skipped: 1

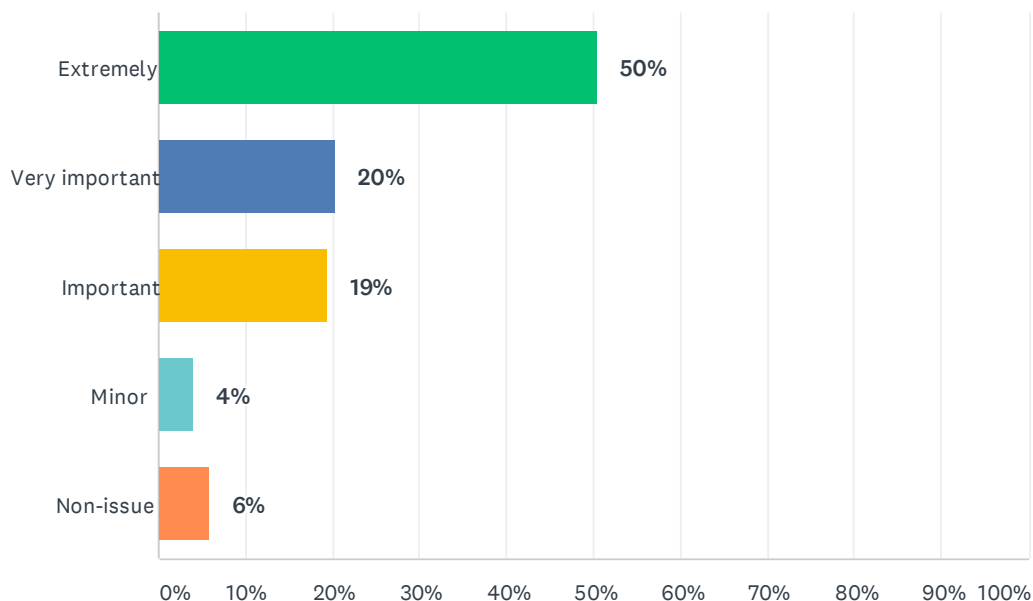


ANSWER CHOICES	RESPONSES	
Sunset of 2% bonus at the end of the contract cycle (1)	16%	16
No reopener in year two of the contract cycle (2022) (2)	16%	16
No raise in the regular salary schedule (3)	27%	28
Pressure from colleagues to vote a certain way (4)	0%	0
Lack of support/respect/appreciation/recognition/communication from the District (5)	16%	16
Working conditions language changes not strong enough (6)	1%	1
Other (7)	2%	2
Does not apply to me since I voted yes (8)	23%	24
TOTAL		103

BASIC STATISTICS				
Minimum	Maximum	Median	Mean	Standard Deviation
1.00	8.00	3.00	4.12	2.52

Q12 How important is it to keep the proposed language changes for Counseling/Librarians?

Answered: 103 Skipped: 1

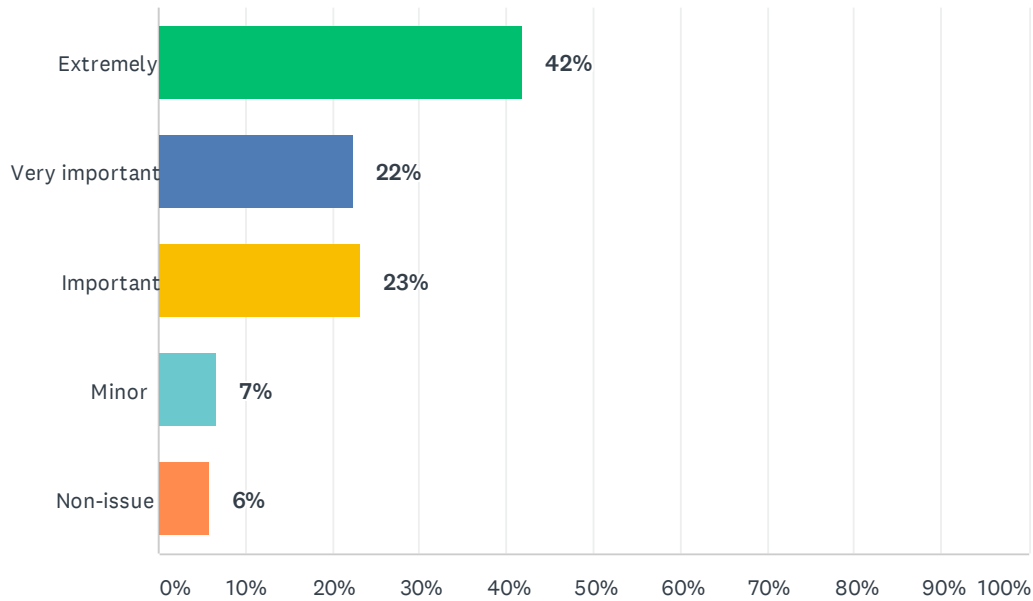


ANSWER CHOICES	RESPONSES	
Extremely (1)	50%	52
Very important (2)	20%	21
Important (3)	19%	20
Minor (4)	4%	4
Non-issue (5)	6%	6
TOTAL		103

BASIC STATISTICS				
Minimum	Maximum	Median	Mean	Standard Deviation
1.00	5.00	1.00	1.94	1.17

Q13 How important is the sunset of the 2% to you?

Answered: 103 Skipped: 1

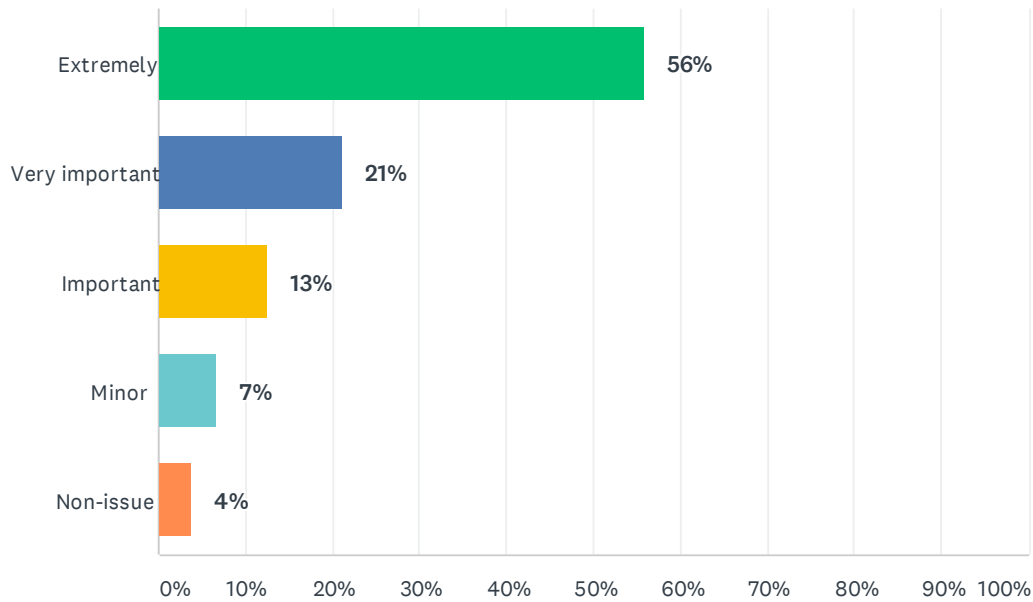


ANSWER CHOICES	RESPONSES	
Extremely (1)	42%	43
Very important (2)	22%	23
Important (3)	23%	24
Minor (4)	7%	7
Non-issue (5)	6%	6
TOTAL		103

BASIC STATISTICS				
Minimum	Maximum	Median	Mean	Standard Deviation
1.00	5.00	2.00	2.13	1.20

Q14 How important is the refusal to reopen salary in the second year to you?

Answered: 104 Skipped: 0

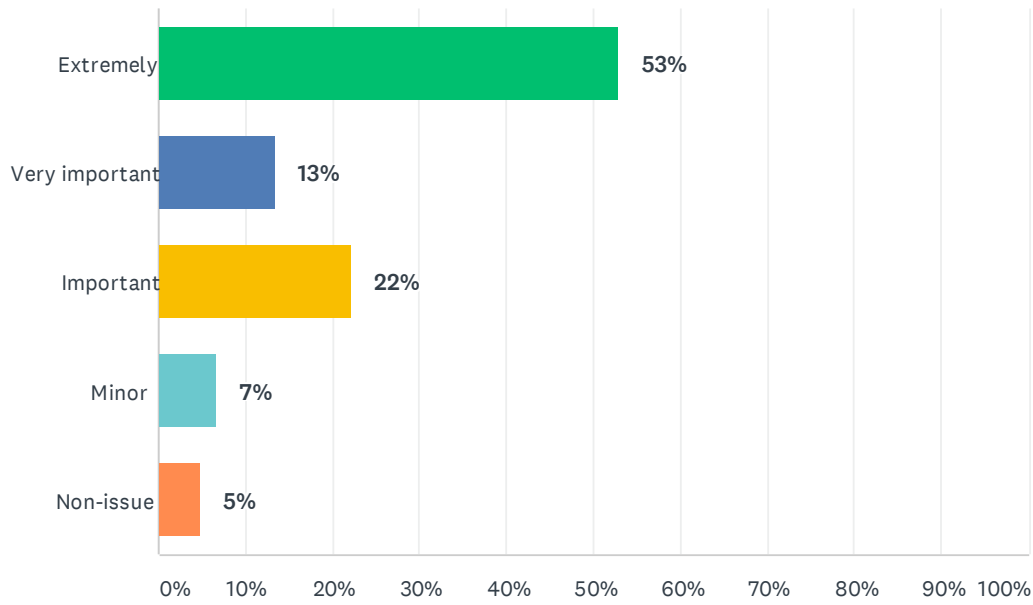


ANSWER CHOICES	RESPONSES	
Extremely (1)	56%	58
Very important (2)	21%	22
Important (3)	13%	13
Minor (4)	7%	7
Non-issue (5)	4%	4
TOTAL		104

BASIC STATISTICS				
Minimum	Maximum	Median	Mean	Standard Deviation
1.00	5.00	1.00	1.82	1.12

Q15 How important is no raise in the regular salary schedule for 3 years to you? (*this proposal already added a 2% increase to be reflected in Overload and Intersession Salary Schedules providing a modest increase for faculty that do extra duty)

Answered: 104 Skipped: 0

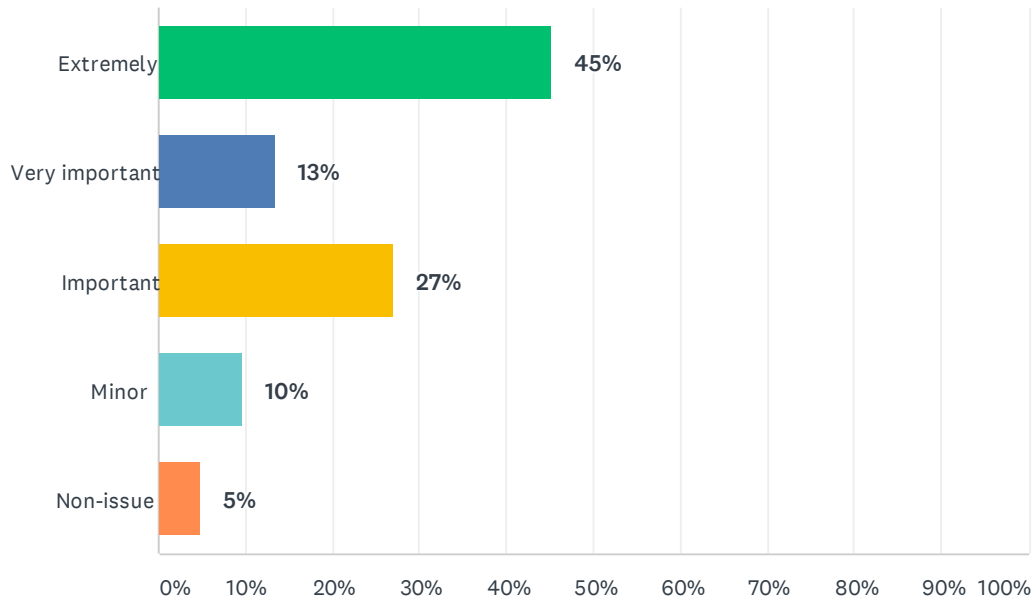


ANSWER CHOICES	RESPONSES	
Extremely (1)	53%	55
Very important (2)	13%	14
Important (3)	22%	23
Minor (4)	7%	7
Non-issue (5)	5%	5
TOTAL		104

BASIC STATISTICS				
Minimum	Maximum	Median	Mean	Standard Deviation
1.00	5.00	1.00	1.97	1.20

Q16 How important is working conditions language improvements to you?

Answered: 104 Skipped: 0

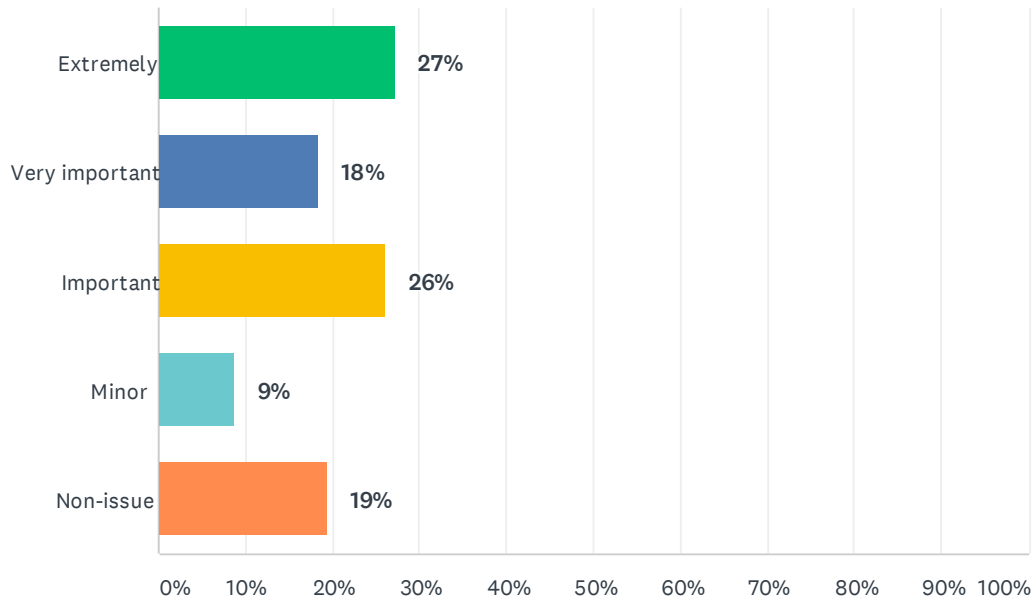


ANSWER CHOICES	RESPONSES	
Extremely (1)	45%	47
Very important (2)	13%	14
Important (3)	27%	28
Minor (4)	10%	10
Non-issue (5)	5%	5
TOTAL		104

BASIC STATISTICS				
Minimum	Maximum	Median	Mean	Standard Deviation
1.00	5.00	2.00	2.15	1.23

Q17 How important is instructional lab LHE improvements to you?

Answered: 103 Skipped: 1



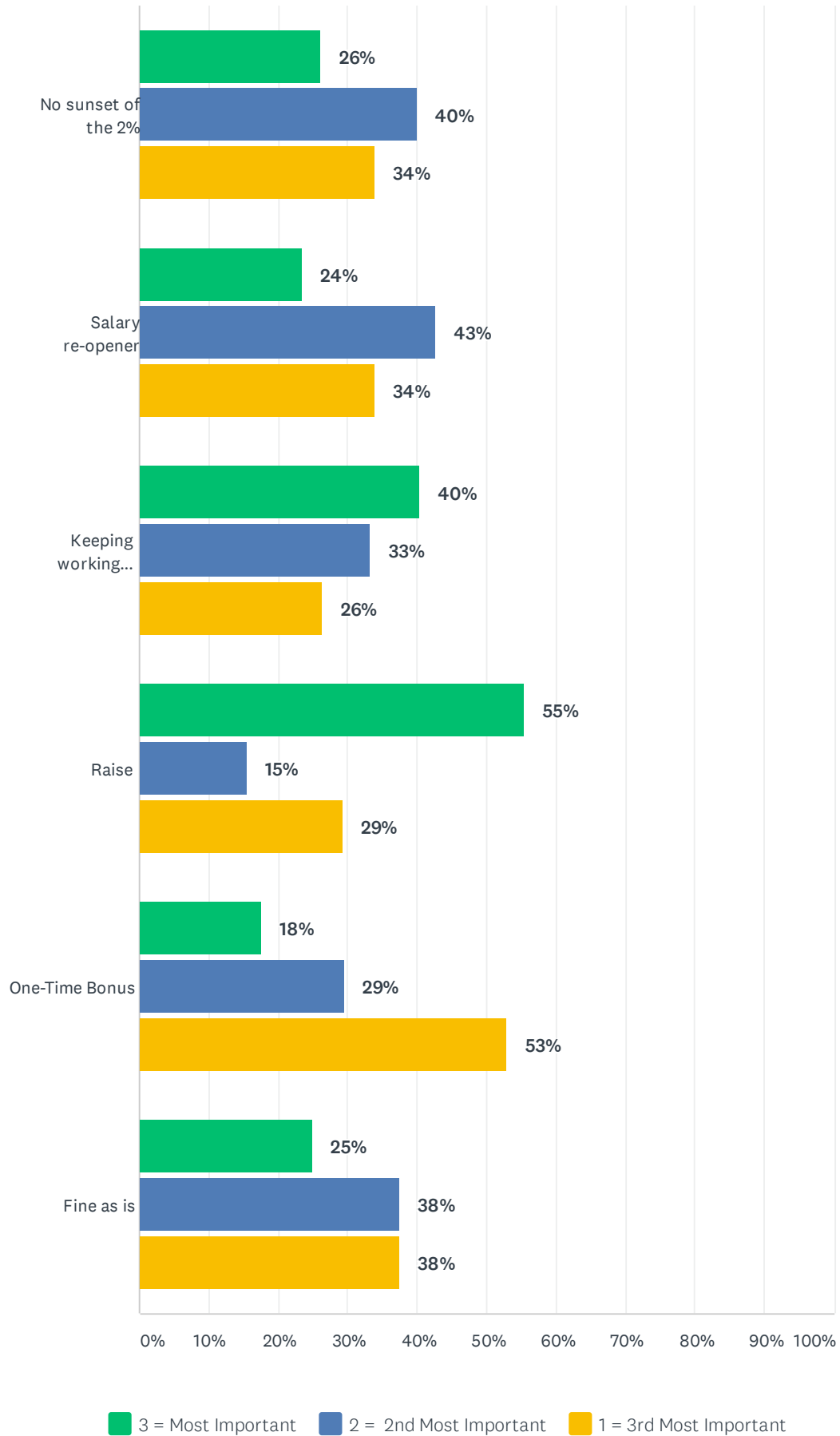
ANSWER CHOICES	RESPONSES	
Extremely (1)	27%	28
Very important (2)	18%	19
Important (3)	26%	27
Minor (4)	9%	9
Non-issue (5)	19%	20
TOTAL		103

BASIC STATISTICS				
Minimum	Maximum	Median	Mean	Standard Deviation
1.00	5.00	3.00	2.75	1.44

Q18 What do you believe would make you comfortable to vote yes to support the contract?

Answered: 102 Skipped: 2

Survey: Campus Closure, Online Instruction/Services, and Contract



Survey: Campus Closure, Online Instruction/Services, and Contract

	3 = MOST IMPORTANT (1)	2 = 2ND MOST IMPORTANT (2)	1 = 3RD MOST IMPORTANT (3)	TOTAL	WEIGHTED AVERAGE
No sunset of the 2%	26% 17	40% 26	34% 22	65	4.08
Salary re-opener	24% 16	43% 29	34% 23	68	4.10
Keeping working conditions language changes (as already proposed)	40% 23	33% 19	26% 15	57	3.86
Raise	55% 36	15% 10	29% 19	65	3.74
One-Time Bonus	18% 3	29% 5	53% 9	17	4.35
Fine as is	25% 2	38% 3	38% 3	8	4.13

BASIC STATISTICS					
	MINIMUM	MAXIMUM	MEDIAN	MEAN	STANDARD DEVIATION
No sunset of the 2%	1.00	3.00	2.00	2.08	0.77
Salary re-opener	1.00	3.00	2.00	2.10	0.75
Keeping working conditions language changes (as already proposed)	1.00	3.00	2.00	1.86	0.80
Raise	1.00	3.00	1.00	1.74	0.88
One-Time Bonus	1.00	3.00	3.00	2.35	0.76
Fine as is	1.00	3.00	2.00	2.13	0.78

Q19 Do you have any comments?

Answered: 41 Skipped: 63